

# Erin & Keith's Wedding Party

Hi there! By now, you should have received our official wedding invitations, and after the ooh-ing and aah-ing wears off, you'll probably find that you still have some questions on your mind. We've put together this little "packet" to provide you with some additional information about our big event.

## Our Website

For answers to all kinds of questions, and up-to-the-last-minute changes, please refer to our web site at <http://www.oneroad.com/wedding/>. Try to check it about once every couple of weeks; we'll continue to make updates and additions there as necessary, like if the WTO decides to come to town that week and forces us to relocate the events to somewhere safer, like Canada.

## Schedule

The schedule of events is as follows:

Barbeque	Friday, July 4, starting at 11am
Fireworks	Friday, July 4, starting around 9:30pm
Main party	Saturday, July 5, starting at 7pm

## The Barbeque



Picnic Shelter 5

Since many people are travelling great distances, and because it's a holiday weekend, we're putting together an informal barbeque the day before the main party, so people can relax and meet their fellow partygoers.

The barbeque will take place on Friday July 4, in [Woodland Park](#). We'll be in [picnic shelter 5](#), which is most easily reached from the Aurora Avenue entrance. Directions are provided later in this packet.

We'll start at **11:00** – rain or shine – and continue until around 3pm, or when all the important people have left. If you have children, please bring them! This may be our only chance to see them, and we want them to have fun this weekend, too. As a bonus, your kids may enjoy going to the [Woodland Park Zoo](#), right next door, after they're done eating and playing.

There's no need to RSVP for the barbeque on your reply card. We'll be sending out an [Evite](#) in late May or early June to get a headcount, and an idea of food and beverage requirements. If you're not familiar with Evite, it's basically just a web-based reservation system. You'll receive an email from us, containing a link to the invitation page on the Evite web site. The invitation page will contain all the details, along with a listing of all other people invited, and their replies. To reply, just indicate if you're coming, answer a few questions about food and beverage preferences, and click "Post Your Reply". It's easy – and you don't even have to register for anything!

There's no need to bring any food or drink or anything like that, unless there's some special kind of animal you feel like cooking up for yourself. Just show up and have fun!

## Fireworks

Fourth of July without fireworks? Inconceivable!

Most of the time, the weather in Seattle is nice on July 4, so you should look forward to seeing a good pyrotechnics show. The best fireworks take place over Lake Union, to the north of downtown. By far, the best viewing place is Gasworks Park. Unfortunately, you'll need to stake out your spot pretty early in the day, as it gets mighty crowded.

If you want to stay away from the crowds, you may want to consider a fireworks cruise. They aren't cheap, but they are fun for the family, especially if your kids love boats (and who doesn't?!) There's lots of information on the web; the most popular company is Argosy Cruises.

We won't be coordinating anything special for fireworks (unless it happens spontaneously), as we're perfectly happy watching them from our house. But if you get a good spot on the Gasworks lawn, save some room for us.

## The Main Party

The big event happens on Saturday night, at [The Mountaineers Building](#) in downtown Seattle. The building is west of the Space Needle, close to the waterfront. Again, directions are included, along with a map.

The fun will begin with cocktails at **7pm**, with dinner, music, exotic dancers, and the occasional bar brawl rounding out the rest of the evening. Attire is semi-formal – not black tie – but we're not likely to kick anyone out for wearing khakis.

The meal at our party is a buffet, with several selections available. It is therefore unnecessary to alert us to any special dietary requirements, unless they are *extremely* specific, like unable to eat solid food, or allergic to air.

## Getting Past The Bouncers

For security reasons, all guests will be required to know the secret password in order to gain entrance to any of our events. The password will be "Skookumchuck". If you forget it, that's okay...we just enjoy saying "Skookumchuck".



View of Seattle from Gasworks Park

## Guests

As we didn't include "inner" envelopes with our invitations, some of you single folks may not be sure about bringing guests. To set matters straight: if you received an invitation addressed only to you, **please read that as "you and guest"**. We encourage you to bring your significant other, your sister, or even your goldfish. We only ask if you are bringing a guest that you please indicate this on the reply card.

If your invitation is to you and your spouse, you have to bring your spouse. Sorry, but that's what you signed up for when you said "I do."

## Children

As our main party will contain lots of alcohol, lewd language, and sharp, pointy furniture, we regret that **children under the age of 12 will not be invited**. (Note, we did not say "mature audiences only" – that would rule out more than half of our friends, not to mention Keith.) We do love children and enjoy their company, but we want this to be a party you'll enjoy long past their bedtimes. So please, bring them to the barbeque, but on Saturday night, leave the little ones behind.



**Look familiar, moms & dads?**

For those of you travelling to Seattle with children and/or those who are not fortunate enough to have family in the area, we will be providing babysitting services for you *all night*, directly across the street at the Homewood Suites hotel. This way, you can pop out and go say hi or tuck them into bed, then come back and get hammered.

We believe we know all the people who will require babysitting, so we will contact you individually for details, but if you haven't heard from us by the week before, please do get in touch with us.

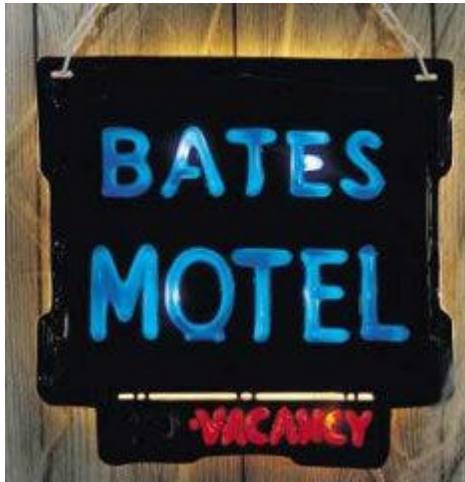
**Update:** Erin has informed Keith that we will *not* be featuring exotic dancers. Apologies for the confusion.

## Attendee List

The Evite mentioned above will also act as an attendee list. We hope you'll find this useful for a variety of reasons. For one, we want to encourage people to go in as a group for things like rental cars or airport shuttles. You may even find great deals on hotel suites if you can get a bunch of people together. We also know that some of you are friends with other guests that you haven't seen in years, and you may want to make plans to get together separately. If you have more than one email address, or have a specific email address you'd like to use just for this occasion, just put it on the reply card.

Your email address will only be known by other people going to the party, and nobody else. We are employing the most powerful spam-prevention mechanisms known today, in which any person found mass-mailing partygoers will be forced to watch 48 continuous hours of *MTV Spring Break*. However, if you're uncomfortable with any of this, or don't want your email given out, please indicate this on your reply card (or email us if you've already sent it back). We will respect that, and your appearance at the party can be all that much more of a surprise to your fellow guests. Most likely, we will still contact you directly regarding the barbeque, but that will be it.

## Hotels



One of the many friendly inns

Our top recommended hotel is the [Homewood Suites](#) by Hilton. Here are the details:

- It is in a very convenient location, just a few blocks from Seattle Center, and – quite handily – directly across the street from our main reception.
- The hotel offers two-room suites that include two queen beds or one king (specify when you book your room), a pull-out couch, and a full kitchen.
- The hotel offers complimentary breakfast and evening receptions (with light dinner fare) daily.
- Parking is free provided we get 10 or more people there (it's normally \$9 per day).
- Rates are \$129/night for a City View Suite, and \$149/night for a Bay View Suite (good if you want to watch the fireworks from your room). Executive suites are also available for \$199/night if you feel like going in as a group. Prices are good for up to 4 people.

To reserve a room, contact the hotel directly at 206-281-9393 and tell them you are part of the Eaves/Swartz Wedding.

If you're looking for other alternatives, we suggest the following. Address and phone information can be found on the Internet. If you find one you like, be sure to shop around for the best rate: Expedia and Travelocity are both known to offer rooms at some of these hotels for 5-15% off the listed price.

- **Luxury**
  - [Sorrento Hotel](#) – historic and fabulous in the Italian Renaissance style.  
\$200-267/night for 2 people.  
<http://www.hotelsorrento.com/>
  - [Hotel Edgewater](#) – right on the Sound, great water views with a Northwest lodge feel.  
\$195-250/night for 2 people.  
<http://www.edgewaterhotel.com/>
  - [Inn at the Market](#) – fabulous place to stay with all the amenities, right in the heart of Pike Place market.  
\$190-\$380 for 2 people.  
<http://www.innatthemarket.com/>
- **Midrange**
  - [The Mediterranean Inn](#) – new hotel located just blocks from our reception and the Space Needle/Seattle Center area. Great price for the value and location!  
\$99 for 2 people.  
<http://www.mediterranean-inn.com/>
  - [Silver Cloud Inn](#) – on Lake Union! Get a room facing the lake for a great view of the Fourth of July fireworks.  
\$115-\$159 for 2-4 people.  
<http://www.scinns.com/lake.htm>

- [Marqueen](#) – cute little boutique hotel in an elegant and historic 1918 building only blocks from our reception.  
*\$150-179 for 2-4 people.*  
<http://seattle-hotel-lodging.com/marqueen/>
- [Wall Street Inn](#) – "cozy" B&B-style inn in Belltown; walking distance from many attractions and the main party.  
*\$119-179 for 1-2 people.*  
<http://www.wallstreetinn.com/>
- [The Claremont Hotel](#) – small, European-style hotel just a block away from the center of downtown and shopping district.  
*starting at \$119/nt for 1-2 people (\$103.50+ on Expedia).*  
<http://www.claremonthotel.com/>
- Budget (though still nice!)
  - [Pacific Plaza Hotel](#) – charming hotel in the heart of downtown, very comfortable interior with good amenities.  
*\$85-90/nt for 1-2 people*  
<http://www.pacificplazahotel.com/>
  - [Camlin Hotel](#) – classic 1920's European-style hotel just a few blocks away from the center of town, with breakfast options available.  
*\$91-99/nt for 1-2 people.*  
<http://www.camlinhotel.com/>
  - [Best Western Executive Inn, Seattle Center](#) – new, contemporary-styled Best Western, located next to the Space Needle, making it very close to our party and most city action.  
*special Expedia rate: \$89 for 1-2 people*  
<http://www.bwexec-inn.com/>
  - [King's Inn](#) – motel-like without tons of charm but a good price for downtown.  
*\$65-85 for 2-4 people.*  
<http://www.kingsinnseattle.com/>

We recommend you DO NOT book a hotel near the airport or in the Bellevue area, as these locations are far away from all our activities, and traffic is particularly bad on holiday weekends.

If there is a particular hotel you are interested in that we haven't listed in here, and would like some advice, feel free to contact us. We haven't stayed in any of these hotels, but most of them come recommended from Lonely Planet Seattle and/or from friends.

## Rental Cars/Public Transportation

Seattle is a fairly small city, by most standards, and parking can often be hard to come by, especially downtown. Fortunately, the public transportation here is extremely good, and the city can be easily navigated by bus or monorail. With that in mind, we have tried to coordinate our events so that everything can be accessed via public transportation. If you're only coming for a couple of days to see us, we think you will do fine without a rental car, and recommend that you consider this as an option.



Seattle has a world-class ferry system, too!

However, if you've never been to the Northwest before, and are intending to spend a day or two sightseeing beyond the city's limits, a car is almost mandatory. Some of the islands, like Bainbridge or Vashon, can be reached by ferry, but once you're there, public transportation is sparse. More remote places like Snoqualmie Falls or Canada definitely require a car.

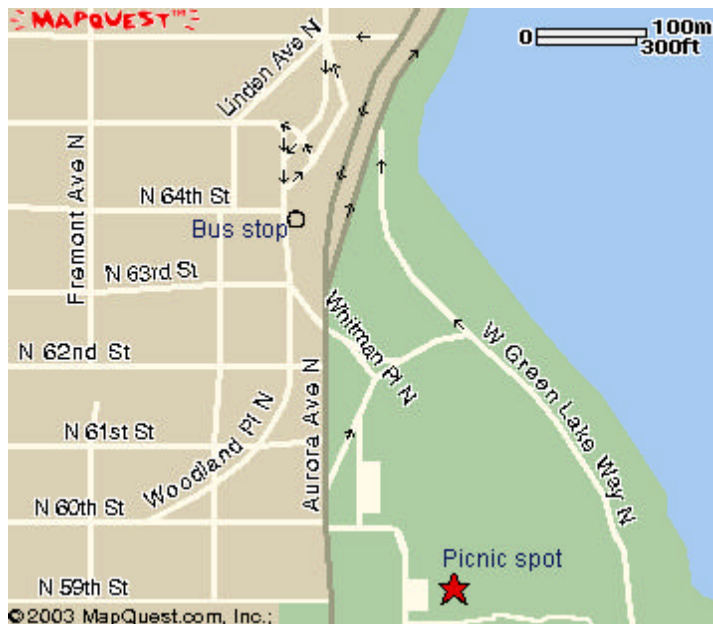
## Bus Service

Bus rides to most areas around Seattle cost \$1.25 each way (\$1.50 during peak hours on weekdays). Rides within the downtown area (part of it, at least) are free at all times. Bus schedules can be found online at the [King County Metro Online](http://transit.metrokc.gov/) web site, at <http://transit.metrokc.gov/>. If you need help finding the stop nearest your hotel, or going somewhere else by bus, you can also call the **Metro Rider Information System** at 206-553-3000. If you call between 5am and midnight on weekdays, or between 10am and 6:30pm on weekends, you can press zero to talk to an individual who will help you locate bus stops and determine the best routes. (Unfortunately, the call center is closed on major holidays, so if you're planning to take a bus to the barbeque, you should call them the night before.)

When arriving at Sea-Tac Airport, you can take Route 174 bus into downtown (pick it up at Bay 1, all the way past the baggage claim areas). If you prefer to travel without having your bags tucked in between your legs the whole time, you can take the Gray Line Airport Express, departing every 30 minutes from doors 8 and 24 outside baggage claim (look for the signs). The cost is \$8.50 per person one-way, or \$14 for round-trip tickets, good for a week. For schedules and a list of hotel drop-off points, see their web page at <http://www.graylineofseattle.com/airport.cfm>. By way of comparison, a shuttle van like Shuttle Express costs about \$20, and a taxi to downtown costs about \$30-35.

If you're staying in the downtown area, you can most likely take the Gray Line shuttle, then cab, bus, or walk to your hotel if it doesn't stop where you're staying. Some hotels also have their own free airport shuttle service to downtown, so be sure to check with them when you make your reservation.

## Directions to Woodland Park (Barbeque)



### By Car

To get to Woodland Park by car is easy – the only hard part is seeing the "secret entrance" into the park that puts you right next to our picnic area. We've included a hand-drawn map on the next page (courtesy of King County Parks and Recreation) that we think we help you a lot with the directions below.

Take Aurora Ave. (Route 99) north from downtown. Continue over the Aurora Bridge, and up a long hill. Around 45th street, the buildings alongside the road will disappear, and be replaced with a green iron fence and a park. Get in the right lane at this point. After you've driven under the three pedestrian bridges, *slow*

*down and look for a red-and-white striped wooden post along the right side.* You'll see it at the very end of the fence, where it stands at the end of a virtually hidden driveway, with a sign reading "Woodland Park". (If you wait until you see the sign to slow down, you'll go screaming past it.) Turn in here, and stay to the right. You'll see our picnic shelter, number 5, on the left-hand side, across from the pink building (the rest rooms).

There are about 20 parking spots allocated for our shelter, which isn't a lot. There are about the same number for adjacent shelters, but these could all fill up fast. If all the lots are full when you arrive, find one of us, and we'll help direct you to the gravel lots just around the corner on Green Lake Way North.

*Missed the driveway?* Don't worry, it's still easy to get there. Take the right-hand exit just past the driveway. At the end of the exit ramp, turn right, then right again at the stop sign, driving along the lake on Green Lake Way N. You'll pass two gravel parking lots on the right, and eventually you'll see another sign for "Woodland Park" on the right-hand side, across the street from the "aqua theater" on the lake. Turn here, then stay to the right and head up the tree-shrouded hill. When you see another sign that says "Woodland Park", we're just to the right of there. If parking up there is full, you can also park in the gravel lots on Green Lake Way N. and walk up a path to get to our site – we'll direct you if it should come to that.

*Think you missed the exit, too?* Well, if you see a lake or a concrete median, then yes, you did. No problem: turn left at the first traffic light you can, onto Winona Ave. N. The road will curve to the left and become Linden Ave., then Linden will break off while the road you're on turns into Woodland Place N. (That may sound confusing, but just keep following the dotted yellow line and you'll be fine.) Continue down this road and it will wind back under Aurora Ave. Go through the traffic light, and keep to the right, then follow the rest of directions in the previous paragraph.

*Not seeing a sign, but lots of soccer fields?* Too far again. At this point, we recommend abandoning the car and just calling a cab.

*Coming from the North?* Take Aurora Ave. south, then turn right at Winona Ave. N. and follow the directions above.





## By Bus

Take the **Route 358 bus** from downtown toward Aurora Village. The easiest place to catch it is at the intersection of 3rd and Pine (outside The Bon Marchè, where dozens of different bus lines stop), but just ask at your hotel for the nearest place, or refer to the web site or phone number indicated earlier. The bus runs about once every half hour on weekends, but the July 4 holiday schedule may be different (check the web site for times after June 6).

As you head out of the downtown area, you'll be going north on Aurora Avenue. After a couple of miles, the bus will take a right-hand exit, then swing back under the road. The next stop is Woodland Place N. / N. 64th Street. If you aren't familiar with the area, ask the driver to let you know when you're at the stop for Woodland Park and N. 64th (NOT the zoo).

Get off at this stop, and from here it's about a five minute walk. Head back in the direction the bus came from, along the sidewalk, and under the overpass. At the traffic light, cross the street and walk *up* the exit ramp where it says "Do Not Enter" (this doesn't apply while you're on foot). You'll see a driveway on the left: enter there and follow the road up, past the bowling green. The road will zig-zag a bit to the left, at which point you'll see picnic shelter 5 on the left-hand side, across from a pink building (the rest rooms).

You can also take Bus Route 5 from downtown, which drops you off on Phinney Ave. N. and 59th Street, just past the Woodland Park Zoo. From there, you can walk down and over one of the pedestrian bridges, but finding the bridge on that side is rather challenging and beyond the scope of this packet, so if you decide to hit the zoo first, just ask them for directions to Lower Woodland Park.

See the Public Transportation section earlier for getting help with bus routes and finding bus stops.

## Directions to The Mountaineers

If you're staying at the Homewood Suites hotel, you can completely ignore this section: all you have to do is walk out of your hotel and cross the street. (How great will *that* be at midnight?) If you're staying elsewhere in downtown Seattle, we recommend taking a cab: it's easy, inexpensive, and saves you the trouble of requiring a designated driver. But other options are available, if you prefer.

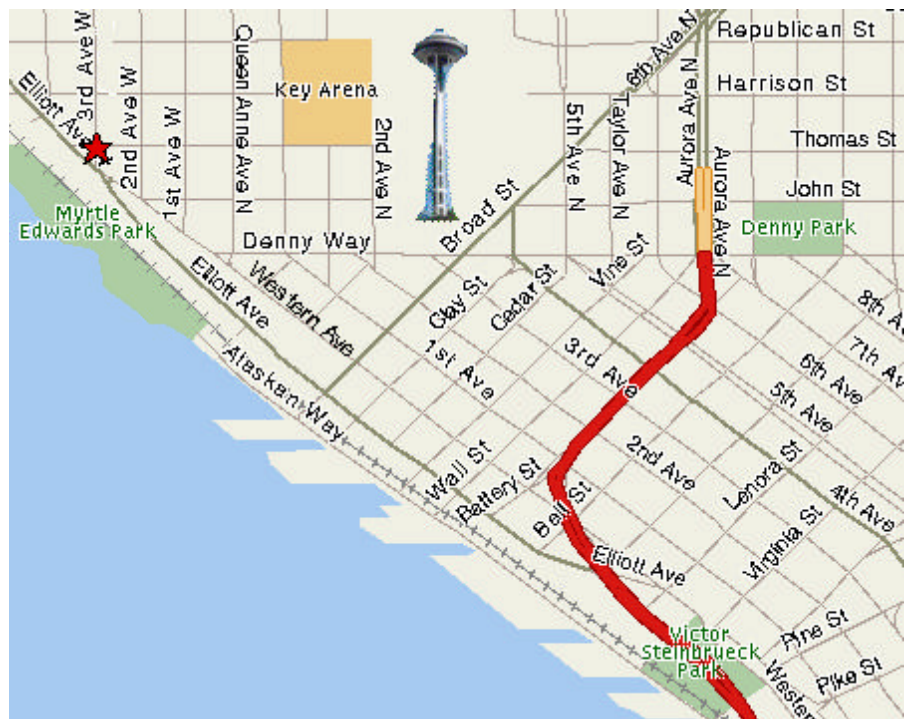
### By Car

**From downtown:** Take any street north/northwest out of downtown (like 1st, 4th, or 6th). Turn left at Denny Way. Continue down Denny Way until it bears to the right at a traffic light and turns into Western Avenue. At the bottom of the hill, you'll see another traffic light, beside the Homewood Suites Hotel. As the road curves around the hotel, you'll see a parking lot on the right, and the sign for The Mountaineers just beyond that. Make a right immediately after the parking lot onto Third Avenue. (There's a small triangular island – the turn is right before that, but you can still turn right at any time if you miss it.) There is a parking lot next to the building, and several others on surrounding blocks. Parking is \$3 for the night.

**From north of the city:** Take I-5 South to Exit 167 (Mercer St./Seattle Center). Follow the signs for Seattle Center (the road zig-zags as you get off, but the signs are clear). After an underpass, the road turns into Broad Street and goes past the Space Needle. Turn right onto Denny Way, then follow the directions above.

You can also take Aurora Avenue (Route 99) South and get off at Broad Street.

**From south of the city:** Take I-5 North to Exit 167 and follow directions to Seattle Center, as indicated in the previous paragraphs.



### By Bus

To get to The Mountaineers building, take **Bus Route 19, 24, or 33** out of downtown (easiest place to get it is at the intersection of 2nd and Pike), and get off in front of the Homewood Suites Hotel, at the intersection of Western Avenue & Elliott Avenue. (Again, ask the driver if you aren't sure.)

When you get off, you're less than 100 yards away: just walk around the corner of the hotel (down Western Avenue). You'll see a weird intersection where 3rd Avenue comes into Western; turn right up 3rd Avenue, and you should see the sign for The Mountaineers.

For other bus schedules and times, refer to the web site or phone numbers indicated in the Public Transportation section earlier in this packet. But, as mentioned in the beginning, a cab is probably best.

## Things To Do in Seattle



You've seen it, now visit it!

If you haven't been to the Emerald City before, we think you're in for a treat! And by "treat", rest assured we do *not* mean rain: the summers here are often quite beautiful, but then you never do know with this city.

We hope those of you venturing to the Pacific Northwest for the first time will take advantage of all there is to see and do. We recommend at least 1-2 extra days, if you can spare them. With more time, you can easily get out to the mountains, the Olympic peninsula, or even Vancouver or Victoria, which are reachable in just a couple of hours by high-speed catamaran.

We've listed here some of our most recommended places to visit. Many of these are good for young children, too. The items with an asterisk (\*) are what we consider to be the "must-see" attractions – if nothing else, you should try to do these in between events while you're here. You may also want to consider getting a [Seattle City Pass](#) if you plan on visiting more than two of the attractions it covers – visit <http://citypass.net> for the complete list.

For additional sites not listed below (including various museums, galleries, and shopping centers), check out Seattle's main tourism web site at <http://www.cityofseattle.net/>, or the [Lonely Planet Seattle](#) book, which we found to be accurate, up-to-date, and very thorough.

### Downtown (only one day)

- \* [Space Needle](http://www.spaceneedle.com/) – at the end of the monorail (<http://www.spaceneedle.com/>)
- [Experience Music Project](http://www.emplive.com/) – right next door (<http://www.emplive.com/>)
- \* [Pike Place Market](http://www.pikeplacemarket.org) (<http://www.pikeplacemarket.org>)
- \* [Seattle Underground Tour](http://www.seattletravel.com/seattleundergroundtour.html) & Pioneer Square (<http://www.seattletravel.com/seattleundergroundtour.html>)

### Around the city (1-2 days)

- [Woodland Park Zoo](http://www.zoo.org) – right next door to our barbeque (<http://www.zoo.org>)
- \* [Lake Washington Cruise](#) (Argosy Cruises)
- \* [Hiram M. Chittenden Locks](http://www.nws.usace.army.mil/PublicMenu/Menu.cfm?sitename=lwsc&pagename=mainpage) – aka Ballard Locks and Ship Canal, with the famous salmon ladder! (<http://www.nws.usace.army.mil/PublicMenu/Menu.cfm?sitename=lwsc&pagename=mainpage>)
- [Alki Beach](http://www.cityofseattle.net/parks/parkspaces/alki.htm) – in West Seattle (<http://www.cityofseattle.net/parks/parkspaces/alki.htm>)
- [Seattle Duck Tour](http://www.ridetheducksofseattle.com/) – kazoos included! (<http://www.ridetheducksofseattle.com/>)
- [Museum of Flight](http://www.museumofflight.org) – next to Boeing Field (<http://www.museumofflight.org>)

### Outside the city (3+ days)

- \* [Snoqualmie Falls](http://www.snoqualmiefalls.com) (<http://www.snoqualmiefalls.com>)
- [Bainbridge Island](http://www.bainbridgeisland.com) (<http://www.bainbridgeisland.com>)
- [Museum of Glass](http://www.museumofglass.org) (Tacoma) (<http://www.museumofglass.org>)
- [Mt. Rainier National Park](http://www.nps.gov/mora/) (<http://www.nps.gov/mora/>)

## Gifts

To be fair, this is not a wedding: it's a party. Proper etiquette says we can't call it a "wedding party", because it's not on the same day as the wedding. (We do like to look up these things, you know.)

With that in mind, we do not expect you to get us a gift, particularly since you weren't invited to the actual wedding. This is really just a big party...a way to trick all of our friends into coming to us...a bash that gives Erin an excuse to buy a fancy dress (especially since the wedding outfit was just a rental). But having said that, if you feel obliged to get us a gift, we would never be so rude as to refuse it, provided it doesn't smell like used Odor Eaters. (Unused Odor Eaters, however, would be most welcome.) (Erin's foot size is 7.)

Looking back to the book of etiquette, we are not supposed to tell you about our wedding registry. (The book doesn't say we can't call it that!) As the guests, you are expected to find out from the wedding party, or our families. Well, there is no wedding party (except our friends in Australia), and some of you don't know our families, so the heck with etiquette.

All the stuff we want (excluding things that drive, sail, require a credit card for deposit, or are illegal in the state of Utah) can be found at [Wedding Channel](#) (which links to all our brick-and-mortar store registries at Crate and Barrel, Williams-Sonoma, and Pottery Barn), and at [Amazon.com](#). Look up either of our names at either place.

## More Questions?

That's all we've got to say for now. If you have any other questions, please don't hesitate to contact us by email at [keith-and-erin@oneroad.com](mailto:keith-and-erin@oneroad.com), or by phone at **206-545-4324**. If you need to get in touch with us on July 4 or 5, our cell phone numbers are 206-372-4748 (Erin) and 206-331-2225 (Keith). And, as always, don't forget to check our web site at <http://www.oneroad.com/wedding/> for updates and additions to these notes.



Hope to see you soon!